



Architectural Series | Series 83 I

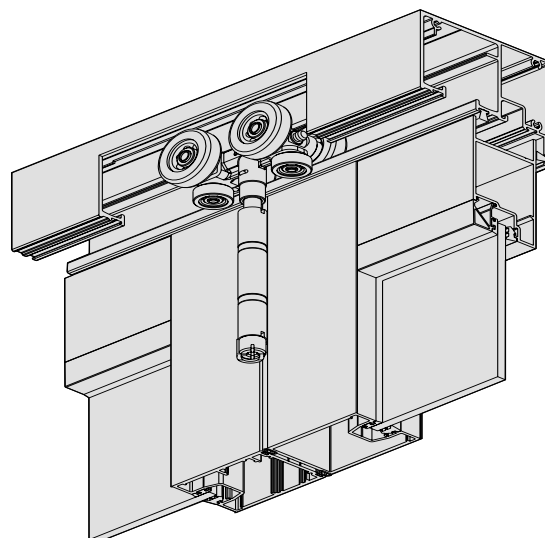
E3 Top Hung Bi-Fold Door with ThermalHEART™ Technology

Overview

Series 83 I is a top hung thermally broken commercial bi-fold door ideal for commercial or high end residential applications.

Key Features

- This top hung commercial bi-fold door system has been designed to go into CentreGLAZE™ and FrontGLAZE™ framing.
- Frames can also be fabricated with 17mm Slimline jambs.
- 50mm Thick door panel accepts thick glass and can achieve large panel sizes.
- Framing and doors can be supplied in dual colour option with a different colour inside to out.
- Wide door stiles accept 40mm backset locks that allow easier access to the lock cylinder.
- The standard locks for Series 83 I are lever compression locks with ICON™ 316 stainless steel furniture.
- AWS Centor™ twin stainless steel roller bearings running in heavy duty dual overhead tracks. The E3 rollers will support panels up to 80Kg.
- Rollers and pivots can be height adjusted as required.
- Top and bottom pivots (jamb hinges) can be adjusted horizontally if required.
- There is a variety of sill options to choose from. Weather resisting through to recessed sill channel.
- Heavy duty door joinery spigots with matching backing plates.
- Extra deep glazing beads designed to give 12mm glass bite and 15mm glass cover with 4mm installation/ fabrication tolerance.
- True French meeting stiles for type BFD3+ I doors.
- Door rails nest into stiles to conceal assembly joints.
- Custom injection moulded nylon door stile end caps-bolt guides.
- Nailing fin frame and sub-sill option available for residential installations.
- Thermally broken sub-sill maintaining the thermal break.
- Doors will accept glass up to 28mm thick.
- This bi-fold door will accept Centor roller flydoors on the inside if required. Maximum screen size 3200mm x 7600mm.



Maximum Panel Height	3000mm
Maximum Panel Width	1000mm
Maximum Panel Weight	80kg
Maximum Glass Thickness	≤ 28mm

Subject to individual site conditions. Contact AWS Technical Support for information.




ENHANCED ACOUSTIC PERFORMANCE




PRODUCT INFORMATION AVAILABLE AT
WWW.ELEVATEALUMINIUM.COM.AU



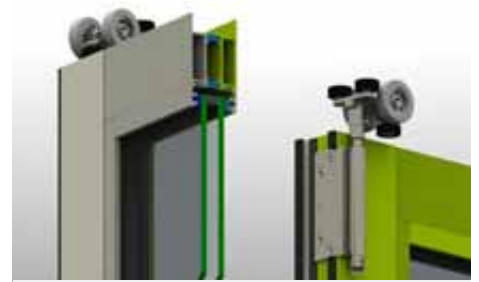
SPECIFIER ASSISTANCE AVAILABLE




Ability to adjust the hinges sideways




Ability to adjust up and down for head and sill clearances



These bi-parting rollers nest snugly in custom heavy duty head



The top hung rollers are designed to carry heavy panels up to 80kg.



Roller height can also be adjusted with a flat screw driver



Matching custom 316 stainless steel ICON bolt activator.

Typical Configurations

